



Central Bank of Jordan

# **Recent Monetary & Economic Developments in Jordan**

**Research Dept / Monthly Report  
November, 2020**

Classification level: Public

**Central Bank of Jordan**

Tel: (962 6) 4630301

Fax: (962 6) 4638889 / 4639730

P.O. Box 37Amman11118Jordan

Website: <http://www.cbj.gov.jo>

E-mail [redp@cbj.gov.jo](mailto:redp@cbj.gov.jo)



## ☐ OUR VISION

To continue maintaining monetary and financial stability and thereby contributing to the achievement of economic and social growth in the kingdom.

## ☐ OUR MISSION

Maintaining monetary stability represented in maintaining the stability of the Jordanian Dinar exchange rate and the general prices level. And contributing to providing an investment environment that is both attractive and motivating for the economic and social development through providing a convenient interest rate structure and implementing macro and micro prudential supervision policies that maintain financial and banking stability. In addition to providing safe and efficient national payments systems, promoting financial inclusion, and protecting the financial customer. To this end, the Central Bank of Jordan employs optimally its human, material, financial, technical and knowledge resources.

## ☐ OUR VALUES

<b>Loyalty</b>	:	Commitment, responsibility, and dedication to the institution, its staff and clients.
<b>Integrity</b>	:	Dealing with the highest standards of professionalism and credibility to ensure equality and equal opportunities to all partners, clients, and workers.
<b>Excellence</b>	:	To make a difference in the quality of services provided in accordance with international standards and practices.
<b>Continuous Learning</b>	:	Aspiring to continuously improve professional and academic levels in accordance with international best practices.
<b>Involvement</b>	:	Working together, on all levels, in a team spirit to achieve our national and organizational goals with high efficiency.
<b>Transparency</b>	:	Disclosing information and knowledge, and simplifying and clarifying procedures and regulations in accordance with professional standards and pertinent rules



## Contents

### Executive Summary

1

### First

### Monetary & Financial Sector

3

### Second

### Output, Prices and Employment

15

### Third

### Public Finance

23

### Fourth

### External Sector

43



### Executive Summary

#### □ **Output, Prices and Employment**

Real GDP at market prices declined by 1.2 percent during the first half of 2020, compared to a growth rate of 1.9 percent during the same period of 2019. The general price level, measured by the percentage change in the Consumer Price Index (CPI) increased during the first ten months of 2020 by 0.4 percent, compared to a rise of 0.8 percent during the same period of 2019. Furthermore, the unemployment rate increased during the third quarter of 2020 to stand at 23.9 percent, compared to 19.1 percent during the same quarter of 2019.

#### □ **Monetary and Financial Sector**

- The CBJ's gross foreign reserves (including gold and SDRs) amounted to US\$ 15,816.1 million at the end of October 2020. This level of reserves covers around 9.3 months of the Kingdom's imports of goods and services.
- Domestic liquidity amounted to JD 36,630.7 million at the end of October 2020, compared to JD 34,969.7 million at the end of 2019.
- The outstanding balance of credit facilities extended by licensed banks amounted to JD 28,699.8 million at the end of October 2020, compared to JD 27,082.2 million at the end of 2019.
- Total deposits at licensed banks amounted to JD 36,275.9 million at the end of October 2020, compared to JD 35,305.3 million at the end of 2019.
- The Share Price Index (SPI) weighted by market capitalization of free float shares at Amman Stock Exchange (ASE) reached 1,551.4 points at the end of October 2020, compared to 1,815.2 points at the end of 2019.

- ❑ **Public Finance:** The general budget, including foreign grants, recorded a fiscal deficit in the amount of JD 1,035.0 million (-5.1 percent of GDP) during the first eight months of 2020, comparing to a fiscal deficit of JD 892.3 million (-4.2 percent of GDP) during the same period of 2019. Gross outstanding domestic public debt (budgetary and own-budget) increased by JD 1,211.0 million at the end of July 2020, compared to its level at the end of 2019, to reach JD 18,949.0 million (61.2 percent of GDP). Moreover, outstanding external public debt (budget and guaranteed) went up by JD 2,156.0 million at the end of July 2020, compared to its level at the end of 2019, to stand at JD 14,494.2 million (46.8 percent of GDP). Accordingly, gross outstanding public debt (domestic and external) rose up to reach JD 33,443.1 million at the end of July 2020 (107.9 percent of GDP), compared to JD 30,076.2 million (95.2 percent of GDP) at the end of 2019.
- ❑ **External Sector:** Total merchandize exports (domestic exports *plus* re-exports) decreased by 5.5 percent during the first three quarters of 2020 to reach JD 4,153.9million. Meanwhile, merchandize imports decreased by 13.8 percent to reach JD 8,846.8million. As a result, the trade balance deficit decreased by 20.0 percent compared to the same period of 2019, to reach JD 4,692.9million. The preliminary data for the first ten months of 2020 showed a decrease in travel receipts by 73.9 percent and a decrease in travel payments by 73.8 percent compared to the same period of 2019. Moreover, total workers' remittances receipts decreased by 9.3 percent during the first ten months of 2020 compared to the same period of 2019. The preliminary data for the balance of payments during the first half of 2020 displayed a deficit in the current account amounted to JD 1,191.2 million (8.1 percent of GDP) compared to a deficit of JD 967.7 million (6.6 percent of GDP) during the first half of 2019. Meanwhile, the current account deficit excluding grants increased to reach 8.8 percent of GDP compared with 7.8 percent of GDP during the first half of 2019. Moreover, net direct investment recorded a net inflow of JD 308.1 million during the first half of 2020 compared to a net inflow of JD 303.9 million during the first half of 2019. Furthermore, the international investment position (IIP) registered a net obligation to abroad in the amount of JD 33,290.5 million at the end of second quarter of 2020 down from JD 32,522.0 million at the end of 2019.



## First: Monetary and Financial Sector

### □ Summary

- The CBJ's gross foreign reserves (including gold and SDRs) amounted to US\$ 15,816.1 million at the end of October 2020. This level of reserves covers around 9.3 months of the Kingdom's imports of goods and services. (See page 1)
- Domestic liquidity amounted to JD 36,630.7 million at the end of October 2020, compared to JD 34,969.7 million at the end of 2019.
- The outstanding balance of credit facilities extended by licensed banks amounted to JD 28,699.8 million at the end of October 2020, compared to JD 27,082.2 million at the end of 2019.
- Total deposits at licensed banks amounted to JD 36,275.9 million at the end of October 2020, compared to JD 35,305.3 million at the end of 2019.
- During October 2020, both credit and deposit interest rates at licensed banks declined, compared to their levels at the end of 2019.

- The Share Price Index (SPI) weighted by market capitalization of free float shares at Amman Stock Exchange (ASE) reached 1,551.4 points at the end of October 2020, compared to 1,815.2 points at the end of 2019. Moreover, the market capitalization reached JD 12,240.9 million at the end of October 2020, compared to JD 14,914.8 million at the end of 2019.

**Main Monetary Indicators**

JD Million, and Percentage Change Relative to the Previous Year

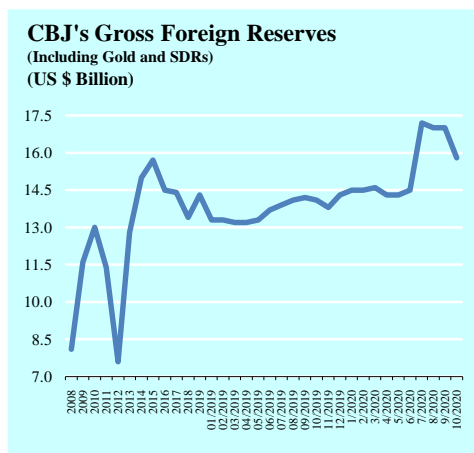
		End of October	
2019		2019	2020
US\$ 14,329.3	CBJ's Foreign Reserves*	US\$ 14,052.8	US\$ 15,816.1
7.0%		4.9%	10.4%
34,969.7	Money Supply (M2)	34,907.3	36,630.7
4.8%		4.6%	4.7%
27,082.2	Credit Facilities, of which:	27,154.8	28,699.8
3.7%		4.0%	6.0%
23,998.6	Private Sector (Resident)	24,077.2	25,561.3
4.3%		4.6%	6.5%
35,305.3	Total Deposits, of which:	35,212.2	36,275.9
4.3%		4.0%	2.7%
27,107.3	In JD	27,031.9	27,873.7
5.6%		5.3%	2.8%
8,198.0	In Foreign Currencies	8,180.3	8,402.2
0.2%		0.0%	2.5%
28,292.1	Deposits of Private Sector (Resident), of which:	28,064.9	28,712.0
5.0%		4.2%	1.5%
22,130.5	In JD	21,961.5	22,718.3
6.2%		5.3%	2.7%
6,161.6	In Foreign Currencies	6,103.4	5,993.7
1.0%		0.1%	-2.7%

\* Including gold reserves and special drawing rights.

Source: Central Bank of Jordan / Monthly Statistical Bulletin.

### □ CBJ's Foreign Reserves

The CBJ's gross foreign reserves (including gold and SDRs) amounted to US\$ 15,816.1 million at the end of October 2020. This level of reserves covers around 9.3 months of the Kingdom's imports of goods and services. (See page 1)



### □ Domestic Liquidity (M2)

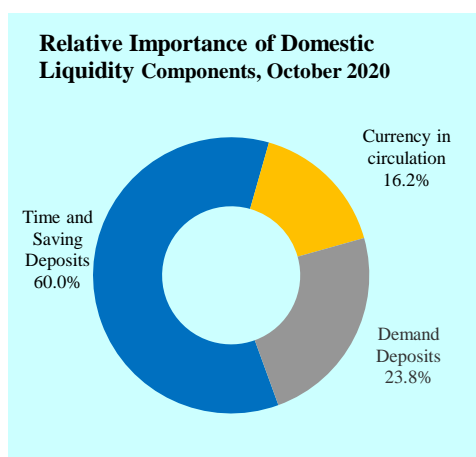
■ Domestic liquidity amounted to JD 36.6 billion at the end of October 2020, compared to JD 35.0 billion at the end of 2019.

◆ **Developments in the components and the factors affecting domestic liquidity at the end of October 2020, compared to their levels at the end of 2019, reveal the following:**

- **Components of Domestic Liquidity**

- Total liquidity deposits amounted to JD 30.7 billion at the end of October 2020, compared to JD 30.3 billion at the end of October 2019, and JD 30.3 billion at the end of 2019.

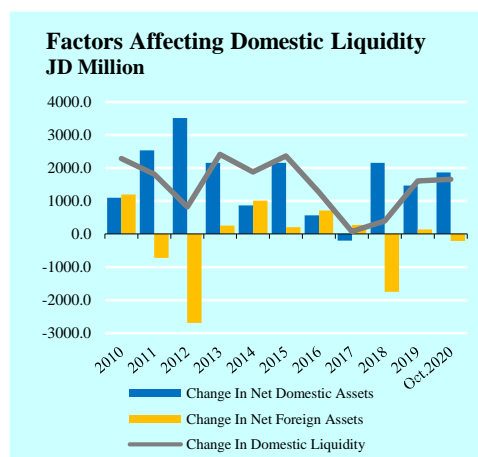
- Currency in circulation amounted to JD 5.9 billion at the end of October 2020, compared to JD 4.6



billion at the end of October 2019, and at the end of 2019.

#### • Factors Affecting Domestic Liquidity

- Net domestic assets of the banking system amounted to JD 29.3 billion at the end of October 2020,



compared to JD 27.7 billion at the end of October 2019, and

JD 27.5 billion at the end of 2019.

- Net foreign assets of the banking system amounted to JD 7.3 billion at the end of October 2020, compared to JD 7.2 billion at the end of October 2019, and JD 7.5 billion at the end of 2019. The net foreign assets of the CBJ amounted to JD 10.8 billion at the end of October 2020.

**Factors Affecting Domestic Liquidity (M2)**

JD Million

		End of October	
2019		2019	2020
<b>7,507.4</b>	<b>Foreign Assets (Net)</b>	<b>7,159.8</b>	<b>7,302.8</b>
9,974.8	CBJ	9,671.6	10,773.1
-2,467.4	Licensed Banks	-2,511.8	-3,470.3
<b>27,462.3</b>	<b>Domestic Assets (Net)</b>	<b>27,747.5</b>	<b>29,327.9</b>
-4,810.9	CBJ, of which:	-4,535.9	-4,216.4
570.3	Claims on Public Sector (Net)	551.3	819.9
-5,404.1	Other Items (Net*)	-5,110.3	-5,059.8
32,273.1	Licensed Banks	32,283.4	33,544.3
11,335.3	Claims on Public Sector (Net)	11,577.0	11,683.1
24,742.8	Claims on Private Sector	24,758.6	26,285.3
-3,805.0	Other Items (Net)	-4,502.2	-4,424.1
<b>34,969.7</b>	<b>Money Supply (M2)</b>	<b>34,907.3</b>	<b>36,630.7</b>
<b>4,631.0</b>	<b>Currency in Circulation</b>	<b>4,626.9</b>	<b>5,945.1</b>
<b>30,338.7</b>	<b>Total Deposits, of which:</b>	<b>30,280.4</b>	<b>30,685.6</b>
6,237.6	In Foreign Currencies	6,176.3	6,067.7

\* This item includes Certificates of Deposit in Jordanian Dinar.

Source: Central Bank of Jordan / Monthly Statistical Bulletin.

### □ Interest Rates Structure

#### ■ Interest Rates on Monetary Policy Instruments and CBJ's procedures

- ◆ The CBJ cut its monetary policy interest rates twice during March 2020. On March 5, the CBJ cut the interest rates on all its instruments by 50 basis points. Moreover, on March 17, the CBJ cut the overnight deposit window rate by 75 basis points, and by 100 basis points on the other policy rates, to become as follows:

- The CBJ main interest rate: 2.50 percent.
- Re-discount Rate: 3.50 percent.
- Interest Rate on Overnight Repurchase Agreements: 3.25 percent.
- Overnight Deposit Window Rate: 2.00 percent.
- Weekly/ Monthly Repurchase Agreements: 2.50 percent.
- The interest rate on weekly certificates of deposit: 2.50 percent.

The CBJ conducted a set of procedures aimed to contain the repercussions of the “emerging COVID-19 virus” impact on the national economy. Also, these measures aimed to reduce the financing costs to all economic sectors and to ensure the continuity of economic activity and recovery after the crisis:

**Interest Rates on Monetary Policy Instruments, percentage points**

2019		October	
		2019	2020
4.00	CBJ main rate	4.00	2.50
5.00	Re-discount Rate	5.00	3.50
4.75	Repurchase Agreements Rate (overnight)	4.75	3.25
3.25	Overnight Deposit Window Rate	3.25	2.00
4.00	Repurchase Agreements rate (one week and one month)	4.00	2.50
4.00	Certificates of Deposits (one week)	4.00	2.50

Source: Central Bank of Jordan / Monthly Statistical Bulletin.

- The CBJ has decided to cut the Required Reserve Ratio (RRR) on the deposits held by banks from 7% to 5%, which provides additional liquidity to banks in the amount of JD 550 million.
- The CBJ has also conducted repurchase agreements (REPO) with commercial banks by JD 850 million, with maturity up to one year.
- Moreover, the CBJ has introduced financing program to support SMEs companies, by a total amount of JD 500 million, and with a customer lending rate by 2%.

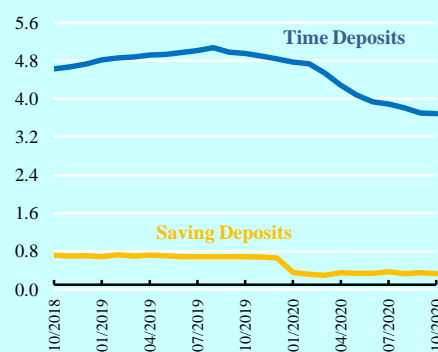
### ■ Interest Rates in the Banking Sector

#### ◆ Interest Rates on Deposits

- Time Deposits: The weighted average interest rate on time deposits decreased by one basis point at the end of October 2020, compared to its level in the previous month, to stand at 3.69 percent. This rate is lower by 115 basis points than its level at the end of 2019.

#### Interest Rates on Deposits

October 2018 - October 2020, Percentage Points



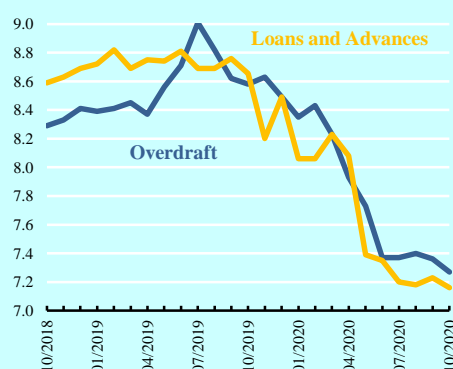
- Saving Deposits: The weighted average interest rate on saving deposits decreased by two basis points at the end of October 2020, compared to its level in the previous month, to stand at 0.33 percent. This rate is lower by 33 basis points than its level at the end of 2019.
- Demand Deposits: The weighted average interest rate on demand deposits decreased by 11 basis points at the end of October 2020, compared to its level register in the previous month, to stand at 0.25 percent. This rate is lower by 19 basis points than its level at the end of 2019.

### ◆ Interest Rates on Credit Facilities

- **Overdraft Accounts:** The weighted average interest rate on overdraft accounts decreased by 9 basis points at the end of October 2020, compared to its level in the previous month, to stand at 7.27 percent. This rate is lower by 122 basis points than its level at the end of 2019.
- **Discounted Bills and Bonds:** The weighted average interest rate on “discounted bills and bonds” increased by 7 basis points at the end of October 2020, compared to its level in the previous month, to stand at 8.65 percent. This rate is lower by 90 basis points than its level at the end of 2019.

**Interest Rates on Credit facilities**

October 2018 - October 2020, Percentage Points



**Weighted Average Interest Rates on Deposits and Credit Facilities at Licensed Banks, percentage points**

		October		Change
		2019	2020	Relative to the Preceding Year Basis Points
<b>2019</b>				
<b>Deposits</b>				
0.44	Demand	0.42	0.25	-19
0.66	Saving	0.69	0.33	-33
4.84	Time	4.95	3.69	-115
<b>Credit Facilities</b>				
9.55	Discounted Bills and Bonds	8.68	8.65	-90
8.49	Loans and Advances	8.65	7.16	-133
8.49	Overdraft	8.58	7.27	-122
9.33	Prime Lending Rate	9.63	8.31	-102

Source: Central Bank of Jordan / Monthly Statistical Bulletin.



- Loans and Advances: The weighted average interest rate on “loans and advances” decreased by 7 basis points at the end of October 2020, compared to its level registered in the previous month, to stand at 7.16 percent. This rate is lower by 133 basis points than its level at the end of 2019.
- The prime lending rate stood at 8.31 percent at the end of October 2020, maintaining the same level registered in the previous month. This rate is lower by 102 basis points than its level at the end of 2019.

#### □ Credit Facilities Extended by Licensed Banks

- Total credit facilities extended by licensed banks increased by JD 1,617.6 million, or 6.0 percent, at the end of October 2020, against an increase by JD 1,043.0 million, or 4.0 percent, during the same period in 2019.
- In terms of borrower sectors, the credit facilities at the end of October 2020 had shown an increase in credit extended to the private sector (resident) by JD 1,562.7 million, or 6.5 percent, the non-banking financial institutions by JD 99.6 million, and the public institutions by JD 52.4 million, or 10.5 percent. In contrast, the credit facilities extended to the private sector (non-resident) decreased by JD 63.6 million, or 9.4 percent, and the credit extended to Central government decreased by JD 33.5 million, or 1.8 percent, compared to their levels at the end of 2019.

#### □ Deposits at Licensed Banks

- Total deposits at licensed banks stood at JD 36.3 billion at the end of October 2020, compared to JD 35.2 billion recorded at the end of October 2019 and JD 35.3 billion recorded at the end of 2019.

- The currency composition of deposits at the end of October 2020 revealed that the JD deposits amounted to JD 27.9 billion, and the deposits in foreign currencies amounted to JD 8.4 billion, compared to JD 27.0 billion of JD deposits, and JD 8.2 billion of deposits in foreign currency at the end of October 2019, and JD 27.1 billion of JD deposits, and JD 8.2 billion in deposit in foreign currency at the end 2019.

#### □ Amman Stock Exchange (ASE)<sup>(1)</sup>

The ASE main indicators showed a mixed performance at the end of October 2020, compare to its level in 2019. This can be demonstrated as follows:

##### ■ Trading Volume

Trading volume at ASE totaled JD 79.0 million in October 2020, compared to JD 259.3 million at the end of October 2019. As for the first ten months of 2020, the trading volume reached JD 790.1 million.

##### ■ Traded Shares

The number of traded shares in October 2020 totaled 98.6 million shares, compared to 118.6 million at the end of October 2019. As for the first ten months of 2020, the number of traded shares amounted to 876.1 million shares.

---

<sup>(1)</sup> The trading at ASE has been suspended during the period 17/3/2020 to 9/5/2020, with the aim to protect investors and local companies from the repercussions of COVID-19.

### ■ Share Price Index (SPI)

The SPI weighted by market capitalization of free float shares at ASE in October 2020 reached 1,551.4 points, compared to 1,800.3 points at the end of October 2019.

**Share Price Index Weighted by Market Capitalization of Free Float Shares, by Sectors**

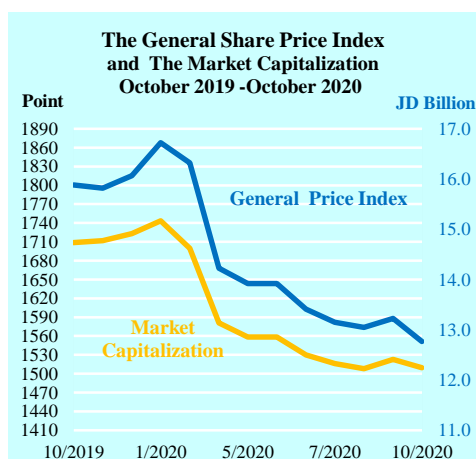
		October	
2019		2019	2020
1,815.2	General Index	1,800.3	1,551.4
2,450.0	Financial Sector	2,422.9	2,061.3
1,857.0	Industrial Sector	1,814.6	1,893.2
1,293.0	Services Sector	1,301.0	1,082.3

Source: Amman Stock Exchange.

Furthermore, the SPI decreased by 263.8 points, or 14.5 percent, at the end of the first ten months of 2020, compared to its level at the end of 2019. The aforementioned decrease was an outcome of the decrease in the SPI of both the financial sector by 388.7 points, or 15.9 percent, and the services sector by 210.8 points, or 16.3 percent, and increase in the SPI of the industrial sector by 36.3 points, or 2.0 percent, compared to their levels at the end of 2019.

### ■ Market Capitalization

The ASE's market capitalization totaled JD 12.2 billion at the end of October 2020, compared to JD 14.7 billion at the end of October 2019. Moreover, the market capitalization decreased by JD 2,673.9 million, or 17.9 percent compared to its level at the end of 2019.



### ■ Non - Jordanian Net Investment

Non - Jordanian net investment at ASE recorded an inflow amounted of JD 1.1 million in October 2020, compared to an inflow by JD 153.3 million during the same month in 2019. The value of shares buying by non-Jordanian in October 2020 amounted to JD 7.8 million, while their selling

Main Amman Stock Exchange Trading Indicators, JD Million			
		October	
2019		2019	2020
1,585.4	Value Traded	259.3	79.0
6.4	Average Daily Trading	11.3	4.0
14,914.8	Market Capitalization	14,737.6	12,240.9
1,247.2	No. of Traded Shares (million)	118.6	98.6
114.1	Net Investment of Non-Jordanian	153.3	1.1
528.7	Non-Jordanian Buying	173.9	7.8
414.6	Non-Jordanian Selling	20.6	6.7
Source: Amman Stock Exchange.			

amounted to JD 6.7 million. The Non-Jordanian net investment during the first ten months of 2020 recorded an outflow amounting to JD 60.9 million.

## Second: Output, Prices and Employment

### ■ Summary

- Gross Domestic Product (GDP), at constant market prices, contraction by 3.6 percent during the second quarter of 2020, compared to a growth of 1.7 percent during the same quarter of 2019. At current market prices, GDP declined by 4.7 percent during the second quarter of 2020, compared to a growth of 3.3 percent during the same quarter of 2019.
- Accordingly, the real GDP declined by 1.2 percent during the first half of 2020, compared to a growth of 1.9 percent during the same period of 2019. At current market prices, GDP declined by 1.0 percent during the first half of 2020 compared to 3.5 percent during the same period of 2019.
- The general price level, measured by the percentage change in the CPI, increased during the first ten months of 2020 by 0.4 percent, compared to a rise of 0.8 percent during the same period of 2019.
- The unemployment rate increased during the third quarter of 2020 to stand at 23.9 percent (21.2 percent for males and 33.6 percent for females), compared to 19.1 percent (17.1 percent for males and 27.5 percent for females) during the same quarter of 2019. The highest unemployment rate among youth reached 53.1 percent for the (15-19) years old category and 45.0 percent for the (20-24) years old category.

### ■ Developments of GDP

- Gross domestic product (GDP), at constant market prices witnessed a decline by 1.2 percent during the first half of 2020 compared to a growth of 1.9 percent during the same period of 2019, affected mainly by the deep impact of the Covid-19 crisis, which started to materialize in the middle of March 2020. When excluding “net taxes on products” (which witnessed a decline by 2.7 percent during the first half of 2020 compared to 0.2 percent during the same period of 2019). GDP, at constant basic prices, declined by 1.0 percent during the first half of 2020, compared to 2.1 percent during the same period of 2019.

**Quarterly Growth Rates of GDP at Market Prices (2018 – 2020)**

Percentages

	Q1	Q2	Q3	Q4	Year
<b>2018</b>					
GDP at Constant Prices	1.9	2.1	1.9	1.8	<b>1.9</b>
GDP at Current Prices	3.9	3.8	3.5	3.6	<b>3.7</b>
<b>2019</b>					
GDP at Constant Prices	2.0	1.7	1.9	2.1	<b>2.0</b>
GDP at Current Prices	3.8	3.3	3.5	4.0	<b>3.7</b>
<b>2020</b>					
GDP at Constant Prices	1.3	-3.6			
GDP at Current Prices	3.0	-4.7			

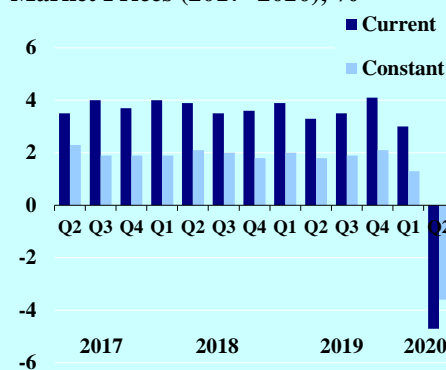
Source: Department of Statistics.

At current market prices, GDP declined by 1.0 percent during the first half of 2020, compared to 3.5 percent during the same period of 2019. This was in light of the growth of the general price level, measured by the GDP deflator, by 0.2 percent during the first half of 2020 compared to 1.6 percent during the same period of 2019.

The main sectors that contributed to the decline in (GDP) at constant market prices during the first half of 2020 include: manufacturing (-0.4 percentage point), “transport, storage and communications” (-0.4 percentage point), “social and personal services” (-0.2 percentage point). These sectors collectively accounted for 83.3 percent of the real GDP decline rate during the first half of 2020.

Most of the economic sectors witnessed a decline in their performance during the first half of 2020, most notably, “restaurant and hotels”, “transport, storage and communications”, construction, manufacturing, “social and personal services”, “wholesale and retail trade”, “electricity and water” and “Mining and Quarrying”. In contrast, “agriculture”, “finance and insurance services”, “real estate”, and “producers of government services”, witnessed a slowdown.

**Quarterly Growth Rates of GDP at Market Prices (2017- 2020), %**



**Main Sectors Contributed to Economic Growth at Constant Market Prices**

Sectors	Relative change		Contribution	
	First half 2019	First half 2020	First half 2019	First half 2020
<b>GDP at Constant Market Prices</b>	1.9	-1.2	1.9	-1.2
Agriculture	3.2	1.6	0.1	0.1
Mining And Quarrying	4.9	-1.9	0.1	0.0
Manufacturing	1.2	-2.6	0.2	-0.4
Electricity And Water	1.7	-1.2	-	-
Construction	-0.6	-4.0	-	-0.1
Wholesale And Retail Trade	0.9	-1.8	0.1	-0.1
Restaurant And Hotels	1.0	-7.4	-	-0.1
Transport, Storage And Communications	3.3	-4.4	0.3	-0.4
Finance And Insurance Services	3.5	2.9	0.3	0.2
Real Estate	2.5	1.3	0.3	0.1
Social And Personal Services	3.4	-2.1	0.3	-0.2
Producers of Government Services	1.6	1.4	0.2	0.2
Producers of Private Non-Profit	2.8	-2.5	-	-
Domestic Services of Households	0.1	0.1	-	-

Source : Department of Statistics.  
- : Less than 0.1 percentage point.

### Microeconomic Indicators

The microeconomic indicators of the available period displayed a divergent performance. Some indicators recorded a growth, such as; “Extraction crude petroleum and natural gas” (61.3 percent) and “chemical products” (13.1 percent). However, other indicators showed a contraction, particularly; “Number of passengers through Royal Jordanian” (75.5 percent), “Number of departures” (75.3 percent) and “Value traded at the real estate market” (28.5 percent). The following table displays the performance of the main sectoral indicators during the available period of the year 2020;

**Main Sectoral Indicators\***

Percentage Points					
2018	2019	Item	2019	Available period	2020
-21.5	-35.1	Licensed areas for buildings	-38.4	Jan.- Sep.	-25.1
-7.8	13.8	Production of phosphate	13.4		-6.9
-7.0	-1.2	Manufacturing production quantity index	-1.8	Jan.-Oct.	-14.3
-12.7	-6.3	Food products and beverages	-3.0		-19.6
-7.2	7.1	Tobacco products	5.1		1.9
-16.9	3.1	Refined petroleum products	-0.5		-15.0
-4.3	-6.5	Wearing apparel	-2.5		-30.0
-5.6	-9.0	Non-metallic mineral products	-11.0		-29.3
27.7	15.2	Chemical products	14.2		13.1
0.5	5.4	“Mining and quarrying” production quantity index	5.4		1.5
-6.2	2.9	Extraction of crude petroleum and natural gas	-1.4		61.3
0.6	5.5	Other mining and quarrying	5.5		1.0
7.4	14.5	Number of departures	15.2		-75.3
3.8	1.2	Number of passengers through Royal Jordanian	0.6		-75.5
10.6	-16.4	Cargo through Royal Jordanian	-14.8		-40.9
-13.1	-12.0	Value traded at the real estate market	-19.1		-28.5

\* : Computed based on the data from Department of Statistics, Department of Land and Survey, and Royal Jordanian.

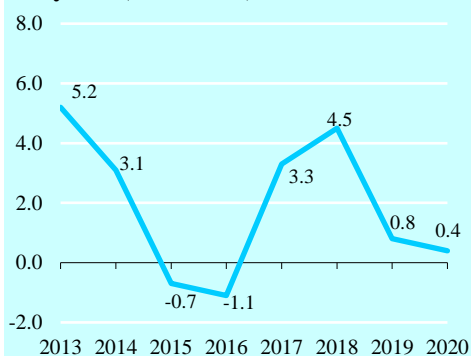


## Prices

The general price level, measured by the percentage change in CPI, increased by 0.4 percent during the first ten months of 2020, compared to a rise of 0.8 percent during the same period of 2019. The inflation rate during the first ten months of 2020 was an outcome of the following:

- The increase in the prices of some items and groups, notably:
  - “Fruits and nuts” prices increased by 5.2 percent, compared to a contraction of 4.4 percent during the same period of 2019.
  - “Dairy products and eggs” prices increased by 4.4 percent compared to a contraction of 2.8 percent during the same period of 2019.
  - “Tobacco and cigarettes” prices increased by 2.4 percent compared to a contraction of 1.5 percent during the same period of 2019.

**Inflation Rate during the first ten month of the years (2013-2020), %**



**Inflation Rate during the First ten months of the Years 2019-2020**

Expenditure Groups	Relative Imp.	Relative change		Contribution	
		Jun.- Oct.		Jun.- Oct.	
		2019	2020	2019	2020
All Items	100.0	0.8	0.4	0.8	0.4
1) Food and non-Alcoholic Beverages	26.5	0.5	2.5	0.1	0.7
Food	23.8	0.6	2.7	0.1	0.6
Cereals and Products	4.2	4.0	1.5	0.2	0.1
Meat and Poultry	4.7	-0.4	1.4	0.0	0.1
Fish and Sea Product	0.4	-1.8	3.0	0.0	0.0
Dairy Products and Eggs	3.7	-2.8	4.4	-0.1	0.2
Oil and Fats	1.7	0.2	-0.3	0.0	0.0
Fruits and Nuts	2.6	-4.4	5.2	-0.1	0.1
Vegetables and Legumes Dry and Canned	3.0	3.0	5.3	0.1	0.2
2) Alcohol and Tobacco and Cigarettes	4.4	-1.5	2.4	-0.1	0.1
Alcohol	0.0	0.4	2.7	0.0	0.0
Tobacco and Cigarettes	4.4	-1.5	2.4	-0.1	0.1
3) Clothing and footwear	4.1	-1.5	-0.8	-0.1	0.0
Clothing	3.4	-1.7	-1.0	-0.1	0.0
Footwear	0.7	-0.5	-0.2	0.0	0.0
4) Housing	23.8	1.6	-1.8	0.4	-0.4
Rents	17.5	2.5	-0.2	0.4	0.0
Fuels and Lighting	4.7	-1.2	-8.0	-0.1	-0.4
5) Household Furnishings and Equipment	4.9	0.9	0.7	0.0	0.0
6) Health	4.0	1.9	2.3	0.1	0.1
7) Transportation	16.0	0.5	-1.6	0.1	-0.3
8) Communication	2.8	0.0	0.7	0.0	0.0
9) Culture and Recreation	2.6	-2.6	1.3	-0.1	0.0
10) Education	4.3	2.8	2.2	0.1	0.1
11) Restaurants and Hotels	1.8	2.6	2.0	0.0	0.0
12) Other Goods and Services	4.8	1.3	2.2	0.1	0.1

Source: Department of Statistics.

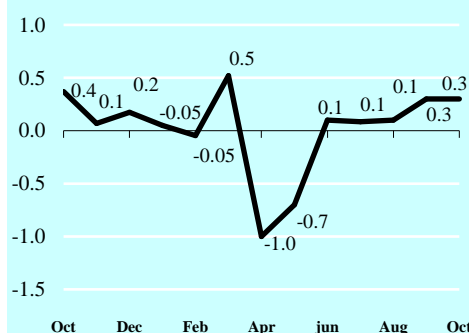
The above groups and items collectively contributed to raising the inflation rate during the first ten months of 2020 by 0.4 percentage point, compared to a contraction of 0.3 percentage point during the same period of 2019.

- The decrease in the prices of some items and groups, notably, “fuels and lighting” (8.0 percent) and transportation (1.6 percent), in light of the decrease in the prices of oil and associated products and services in the international markets, and clothing (1.0 percent), affected by the demand and supply factors in domestic markets. These groups and items contributed to the decline in the inflation rate during the first ten months of 2020 by 0.7 percentage point, compared to a contraction of 0.1 percentage point during the same period of 2019.

In October 2020, the CPI witnessed an increase compared to the previous month (September 2020) by 0.3 percent. This was an outcome of the increase in the prices of some items and groups, mainly, “vegetables and legumes dry and canned” (8.6 percent), “fruits and nuts” (5.1 percent) on

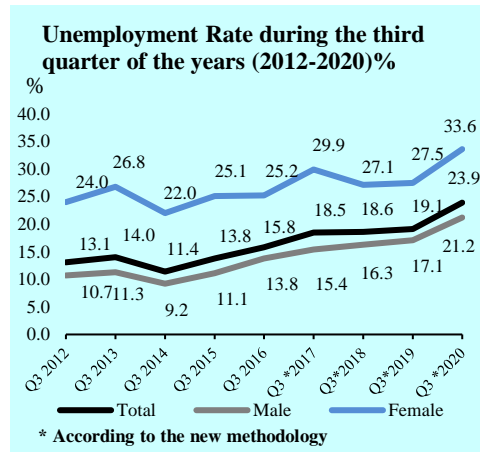
the one hand, and the contraction in the prices of some items and groups, mainly, “meat and poultry” (1.4 percent), “fuels and lighting” (0.8 percent) and “clothing and footwear” (0.5 percent) on the other.

**Monthly Inflation Rate  
(Oct. 2019 - Oct. 2020), %**



### ■ Labor Market

- The unemployment rate reached 23.9 percent (21.2 percent for males, and 33.6 percent for females) during the third quarter of 2020, compared to 19.1 percent (17.1 percent for males and 27.5 percent for females), during the same quarter of 2019.
- The unemployment rate among youth, during the third quarter of 2020, remains high at 53.1 percent for the category (15-19) years old, and 45.0 percent for the category (20-24) years old.
- The unemployment rate among academic degree holders (Bachelor and higher) reached 27.7 percent during the third quarter of 2020.
- The refined economic participation rate (the ratio of the labor force to the population of 15 years and over), was 34.4 percent (53.5 percent for males, and 14.9 percent for females), compared to 33.6 percent (53.3 percent for males and 13.2 percent for females) during the same quarter of 2019.
- The employment rate among population. (15 years and older) reached 26.2 percent.





### Third: Public Finance

#### □ Summary:

- The general budget, including foreign grants, recorded a fiscal deficit in the amount of JD 1,035.0 million (-5.1 percent of GDP) during the first eight months of 2020, comparing to a fiscal deficit of JD 892.3 million (-4.2 percent of GDP) during the same period of 2019. When excluding foreign grants (JD 623.3 million), the general budget deficit increases to JD 1,658.3 million (-8.2 percent of GDP), compared to a deficit of JD 1,044.0 million (-5.0 percent of GDP) in the same period of 2019.
- Gross outstanding domestic public debt (budgetary and own-budget) increased by JD 1,211.0 million at the end of July 2020, compared to its level at the end of 2019, to reach JD 18,949.0 million (61.2 percent of GDP).
- Outstanding external public debt (budget and guaranteed) went up by JD 2,156.0 million at the end of July 2020, compared to its level at the end of 2019, to stand at JD 14,494.2 million (46.8 percent of GDP).

- As a result, gross outstanding public debt (domestic and external) rose by JD 3,366.9 million to reach JD 33,443.1 million at the end of July 2020 (107.9 percent of GDP), compared to JD 30,076.2 million (95.2 percent of GDP) at the end of 2019.
  - Central government banks deposits increased by JD 2,094.7 million at the end of July 2020, compared to the end of 2019, to reach JD 3,372.8 million.
  - Accordingly, net outstanding domestic public debt decreased by JD 883.8 million to reach JD 15,576.1 million (50.3 percent of GDP) at the end of July 2020. However, net outstanding public debt increased by JD 1,272.2 million to reach JD 30,070.3 million (97.0 percent of GDP).
- **The performance of the general budget during the first eight months of 2020 compared with the same period of 2019:**

■ **Public Revenues**

Public revenues (domestic revenues *plus* foreign grants) increased by JD 486.8 million, or 90.6 percent, in August 2020 compared to the same month in 2019, to stand at JD 1,024.1 million. As for the first eight months of 2020, public revenue went down by JD 131.2 million, or 2.7 percent, compared to the same period in 2019 to stand at JD 4,742.6 million. This came as an outcome of the decrease in domestic revenues by JD 602.7 million, and the increase in foreign grants by JD 471.5 million.

**Main Government Budget Indicators during the first eight months of 2020:**

(JD Million and Percentages)

	August		Growth Rate	Jan. – Aug.		Growth Rate
	2019	2020		2019	2020	
<b>Total Revenues and Grants</b>	<b>537.3</b>	<b>1,024.1</b>	<b>90.6</b>	<b>4,873.8</b>	<b>4,742.6</b>	<b>-2.7</b>
Domestic Revenues, of which:	537.2	518.9	-3.4	4,722.0	4,119.3	-12.8
Tax Revenues, of which:	400.5	414.9	3.6	3,063.6	3,313.7	8.2
General Sales Tax	330.3	335.7	1.6	1,973.2	2,195.3	11.3
Other Revenues	135.9	103.5	-23.8	1,652.6	800.7	-51.5
Foreign Grants	0.1	505.2	-	151.8	623.3	310.6
<b>Total Expenditures, of which:</b>	<b>690.3</b>	<b>816.2</b>	<b>18.2</b>	<b>5,766.1</b>	<b>5,777.6</b>	<b>0.2</b>
Current Expenditures	626.9	753.0	20.1	5,297.6	5,434.3	2.6
Capital Expenditures	63.4	63.2	-0.3	468.4	343.3	-26.7
<b>Overall Deficit/ Surplus (Including Grants)</b>	<b>-153.0</b>	<b>208.0</b>	<b>-</b>	<b>-892.3</b>	<b>-1,035.0</b>	<b>-</b>
<b>Overall Deficit/ Surplus (Including Grants) as a percent of GDP</b>	<b>-</b>	<b>-</b>	<b>-</b>	<b>-4.2</b>	<b>-5.1</b>	<b>-</b>

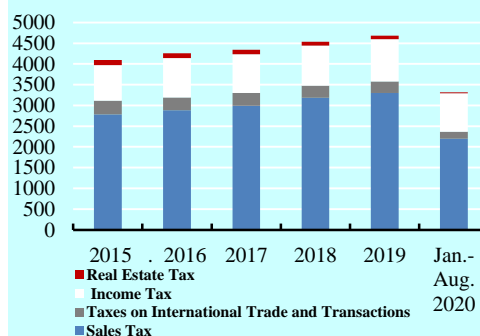
Source: Ministry of Finance/ General Government Finance Bulletin.

◆ **Domestic Revenues**

Domestic revenues witnessed a decrease of JD 602.7 million, or 12.8 percent, in the first eight months of 2020, compared to the same period of 2019, to reach JD 4,119.3 million. This decrease was an outcome of the drop in the proceeds of “other revenues”, and “pension contributions” by JD 851.9 million, and JD 1.1 million, respectively, and the increase in “tax revenues” by JD 250.1 million. This is due to the closure imposed by the government on the public and private sectors to face the COVID-19 pandemic.

**Tax Revenue Structure**

(2015-2019) and the first eight months of 2020, JD Million



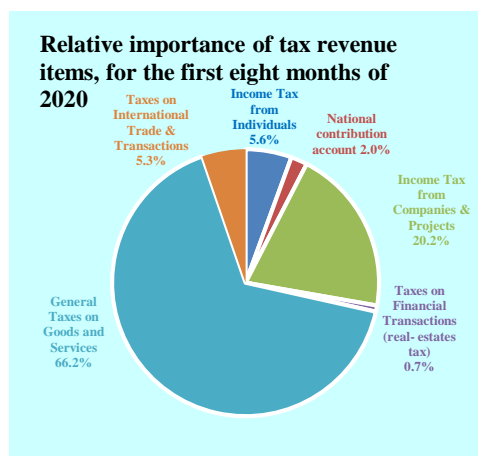
### ● Tax Revenues

Tax revenues increased by JD 250.1 million, or 8.2 percent, during the first eight months of 2020, compared to the same period of 2019, to reach JD 3,313.7 million (80.4 percent of domestic revenues). Following are the main developments in tax revenue items:

- An increase in the proceeds of **general sales tax on goods and services** by JD 222.1 million, or 11.3 percent, to reach JD 2,195.3 million, accounting for 66.2 percent of total tax revenues. This result was driven by the increase in the proceeds of sales tax on domestic goods by JD 279.3 million, and on commercial sector by JD 21.0 million. However, the proceeds of sales tax on services were down by JD 62.0 million, and on imported goods by JD 16.2 million.
- An increase in the proceeds of **income and profit taxes** by JD 59.8 million, or 7.0 percent, to reach JD 919.5 million, accounting for 27.7 percent of total tax revenues. This increase came mainly as a result of starting the collection of revenues under the national contribution account item at the beginning of the current year, which was included in the Amending Law of Income Tax Law, which amounted to JD 65.8 million. Moreover, the proceeds of “income taxes on individuals” increased by JD 18.8 million, or 11.3 percent, to reach JD 184.9 million, while the proceeds of income taxes on companies and projects decreased by JD 25.0 million, or 3.6 percent, to account for 72.7 percent of total proceeds of income and profits taxes, amounting to JD 668.7 million.



- A decrease in the proceeds of **taxes on financial transactions (real-estates tax)** by JD 26.3 million, or 51.8 percent, to reach JD 24.5 million.
- A decrease in the proceeds of **taxes on international trade and transactions** (including customs duties and fees) by JD 5.4 million, or 3.0 percent, to reach JD 174.4 million.



#### ● Non-Tax Revenues

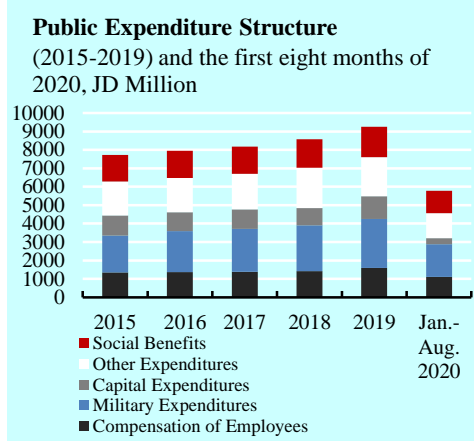
- “Other revenues” decreased by JD 851.9 million, or 51.5 percent, during the first eight months of 2020 to reach JD 800.7 million. This decrease was chiefly due to the following:
  - A decrease in miscellaneous revenues by JD 526.9 million to stand at JD 243.0 million.
  - A decrease in revenues from selling goods and services by JD 183.0 million to reach JD 383.2 million.
  - A decrease in the property income by JD 141.9 million to stand at JD 174.5 million (of which financial surplus of independent government units amounted to JD 160.2 million against JD 291.1 million during the same period of 2019).
- Pension contributions decreased by JD 1.1 million, during the first eight months of 2020, standing at JD 4.8 million.

### ◆ Foreign Grants

Foreign grants increased by JD 471.5 million, or 310.6 percent, in the first eight months of 2020, standing at JD 623.3 million compared to JD 151.8 million during the same period of 2019.

### ■ Public Expenditures

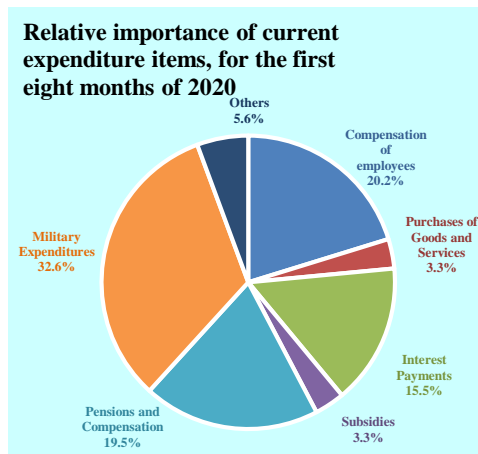
Public expenditures increased by JD 125.9 million, or 18.2 percent, in August 2020 compared to the same month in 2019, to stand at JD 816.2 million. As for the first eight months of 2020, public expenditures increased by JD 11.5 million, or 0.2 percent, compared to the same period in 2019 to stand at JD 5,777.6 million. This increase was an outcome of the rise in current expenditures by 2.6 percent, and drop in capital expenditures by 26.7 percent.



### ◆ Current Expenditures

Current expenditures went up by JD 136.7 million, or 2.6 percent, in the first eight months of 2020, to reach JD 5,434.3 million (94.1 percent of public expenditures). Because of the rise in current expenditures and the drop of domestic revenues, the coverage ratio (measured by the ratio of domestic revenues to current expenditures) decreased by 13.3 percentage points, to reach to 75.8 percent compared to 89.1 percent during the same period of 2019. The increase in current expenditures is due to the evolution of its components, as follow:

- An increase in pensions and compensation by JD 133.9 million, to stand at JD 1,057.8 million.
- An increase in interest payments (commitment basis) by JD 88.1 million, to stand at JD 841.4 million.
- An increase in the compensation of civil sector's employees (wages, salaries and social security contributions) by JD 55.3 million, to reach JD 1,099.8 million.
- An increase in military expenditures by JD 43.8 million, to total JD 1,771.2 million.
- A decrease in subsidies by JD 102.6 million, to stand at JD 180.2 million.
- A decrease in the purchases of goods and services by JD 27.1 million, to reach JD 177.0 million.

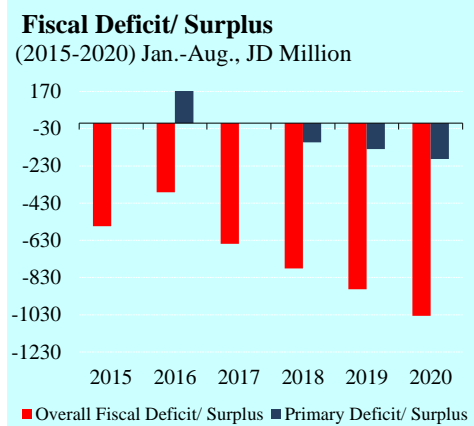


#### ◆ Capital Expenditures

Capital expenditures decreased by JD 125.1 million, or 26.7 percent, during the first eight months of 2020 compared to the same period of 2019, to reach JD 343.3 million.

### ■ General Budget Deficit/ Surplus

- ◆ The overall fiscal deficit, including foreign grants, increased by JD 142.7 million, during the first eight months of 2020, to reach JD 1,035.0 million (-5.1 percent of GDP), compared to a fiscal deficit of JD 892.3 million (-4.2 percent of GDP), in the same period



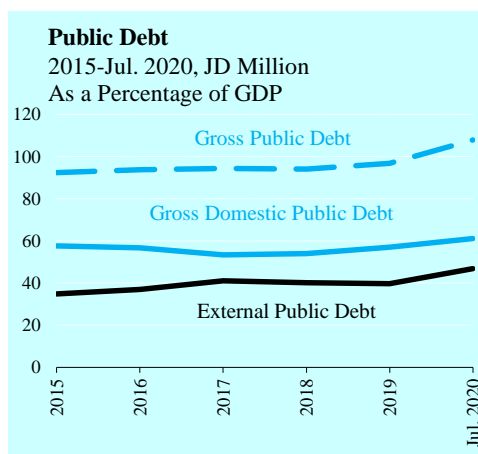
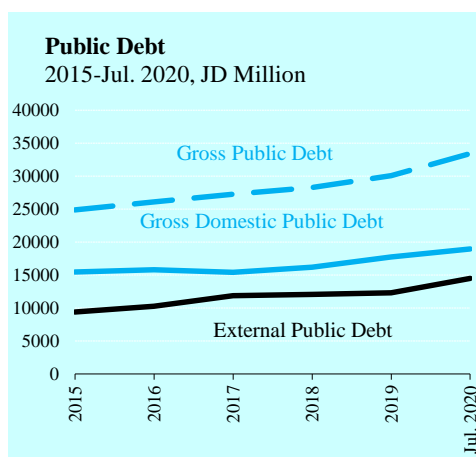
of 2019. When foreign grants are excluded, the general budget deficit increases to reach JD 1,658.3 million (-8.2 percent of GDP), compared to a fiscal deficit of JD 1,044.0 million (-5.0 percent of GDP) in the same period of 2019.

- ◆ The primary deficit, excluding foreign grants, (domestic revenues *minus* total public expenditures excluding interest payments on public debt) increased by JD 526.1 million, to reach JD 816.9 million (-4.1 percent of GDP) during the first eight months of 2020, against a primary deficit of JD 290.8 million (-1.4 percent of GDP) in the same period of 2019.
- ◆ When foreign grants are including, the primary deficit of the general budget decreased to reach JD 193.6 million (-1.0 percent of GDP), compared to a primary deficit of JD 139.0 million (-0.7 percent of GDP) in the same period of 2019.

## Public Debt

- Gross outstanding domestic public debt increased by JD 1,211.0 million, at the end of July 2020 compared to its level at the end of 2019, to stand at JD 18,949.0 million (61.2 percent of GDP compared to 56.1 percent of GDP at the end of 2019). This increase was a result of the rise in the domestic public debt of the general budget by JD 1,210.9 million, and the increase in the domestic public debt of own-budget agencies by JD 0.1 million, compared to their levels at the end of 2019, standing at JD 16,427.1 million and JD 2,521.9 million, respectively.

- The increase in the budgetary domestic public debt was mainly attributed to the rise in the balance of treasury bills and bonds by JD 1,211.4 million, compared to its level at the end of 2019, to reach JD 16,151.7 million, and the stability of the outstanding balance of loans and advances provided by the CBJ to the central government at the level achieved at the end of 2019 at JD 271.7 million.



- The increase in the domestic public debt of own-budget agencies was driven by the increase in the loans and advances extended to these agencies by JD 0.1 million, compared to their level at the end of 2019, to reach JD 1,983.9 million, and the stability of their bonds at its 2019 level, amounting to JD 538.0 million.
- The balance of the external public debt (budget and guaranteed) went up by JD 2,156.0 million at the end of July 2020, compared to its level at the end of 2019, to reach JD 14,494.2 million (46.8 percent of GDP compared to 39.0 percent of GDP at the end of 2019). It is worth mentioning that the balance of the external public debt denominated in the U.S. Dollar accounted for 74.9 percent of the total external public debt, and the debt in Euro accounted for 8.9 percent. However, the accounted SDR for 5.5 percent, Japanese Yen (4.6 percent), Kuwaiti Dinar (4.2 percent).
- In light of the above-mentioned developments, gross public debt (domestic and external) increased by JD 3,366.9 million at the end of July 2020 to stand at JD 33,443.1 million (107.9 percent of GDP), compared to JD 30,076.2 million (95.2 percent of GDP) at the end of 2019.
- On the other hand, government deposits with the banking system increased by JD 2,094.7 million at the end of July 2020, compared to the end of 2019, to reach JD 3,372.8 million.
- Thus, net domestic public debt of the central government (the gross domestic public debt of the central government *minus* government deposits with the banking system) decreased by JD 883.8 million at the end of July 2020, compared to its level at the end of 2019, to reach JD 15,576.1 million (50.3 percent of GDP compared to 52.1 percent of GDP at the end of 2019). Whereas, net public debt increased by JD 1,272.2 million to stand at JD 30,070.3 million, accounting for 97.0 percent of GDP compared to 91.1 percent of GDP at the end of 2019.
- External debt service (budget and guaranteed) decreased by JD 807.3 million during the first seven months of 2020, compared to the same period of 2019, to reach JD 586.9 million (including principal payments of JD 327.3 million and interest of JD 259.6 million).

## □ Fiscal and Price Measures of 2020

### ◆ December

- The Oil Derivatives Pricing Committee decided to raise the prices of some oil derivatives, while maintaining the price of liquid gas cylinder for households, all kind of unleaded gasoline, and kerosene unchanged, as follows:

**Development of Oil Derivatives Prices**

	Unit	2020		Percentage Change
		November	December	
Unleaded Gasoline 90	Fils/ Liter	665	665	0.0
Unleaded Gasoline 95	Fils/ Liter	880	880	0.0
Unleaded Gasoline 98	Fils/ Liter	1,030	1,030	0.0
Gas Oil (Diesel)	Fils/ Liter	460	470	2.2
Kerosene	Fils/ Liter	460	460	0.0
Liquid Gas (12.5kg)	JD/ Cylinder	7.0	7.0	0.0
Fuel oil (1%)	JD/ Ton	301.3	318.3	5.6
Fuel for airplanes (local companies)	Fils/ Liter	285	302	6.0
Fuel for airplanes (foreign companies)	Fils/ Liter	290	307	5.9
Fuel for unplanned flights	Fils/ Liter	305	322	5.6
Asphalt	JD/ Ton	296.2	313.2	5.7

Source: Jordan Petroleum Refinery Company (1/12/2020).

- The Energy and Minerals Regulatory Commission decided to maintain fuel price bands item at 0 fils, for December 2020.

### ◆ November

- The Energy and Minerals Regulatory Commission decided to maintain fuel price bands item at 0 fils, for November 2020.

**◆ October**

- The Energy and Minerals Regulatory Commission decided to maintain fuel price bands item at 0 fils, for October 2020.

**◆ September**

- The Energy and Minerals Regulatory Commission decided to maintain fuel price bands item at 0 fils, for September 2020.
- The Cabinet approved the amending by-law NO. (80) of the allowance of customs services for the imported goods NO. (47) for the year 2014, starting from 16/9/2020. The amendments included collecting an allowance for imported goods as follows:
  - JD 5 for exempt goods whose value does not exceed JD 100.
  - JD 10 for exempt goods whose value exceeds JD 100 and does not exceed JD 200.

**◆ August**

- The Energy and Minerals Regulatory Commission decided to maintain fuel price bands item at 0 fils, for August 2020.

**◆ July**

- The Energy and Minerals Regulatory Commission decided to maintain fuel price bands item at 0 fils, for July 2020.

**◆ June**

- The Energy and Minerals Regulatory Commission decided to maintain fuel price bands item at 0 fils, for June 2020.
- In continuation of the decisions taken by the Cabinet in order to mitigate the repercussions of the COVID-19 virus, the Cabinet decided the following:
  - Reducing the general sales tax for hotels and tourist restaurants to 8 percent instead of 16 percent, with the exception of the Aqaba Special Economic Zone (so that it



remains the same at 7 percent), and reducing the service tax by tourist restaurants and hotels to 5 percent instead of 10 percent, starting from 01/07/2020.

- Installment of the amounts due for income tax on the tourism sector for the year 2019 without fines or interest, according to an escalating payment schedule from July to December 2020.

#### ◆ May

- The Energy and Minerals Regulatory Commission decided to maintain fuel price bands item at 0 fils, for May 2020.

#### ◆ April

- The Energy and Minerals Regulatory Commission decided to determine fuel price bands item at 0 fils, starting in April 2020.
- In view of the exceptional circumstances that the Kingdom is going through due to the COVID-19 virus, and to support efforts to meet these conditions, the Cabinet has taken a set of decisions in order to alleviate the repercussions of the COVID-19 virus, as follows:
  - Issue instructions that allow importers to withdraw goods before paying duties and taxes due in emergency situations.
  - Suspend the increase in employees' salaries for public sector over the technical allowances, in addition to the increase in the salaries of officers and members of the Jordanian armed forces and the security services, and the amending teachers' rank system, starting from May 2020 until the end of 2020.
  - Deduct part of the highest categories salaries as donations, starting from April 2020, as follows:
    - Donate 40 percent of the monthly salary of the Prime Minister.

- Donate 30 percent of the monthly salary to each of the Minister's Excellencies, and those in their rank.
  - Donate 30 percent of the monthly salary to all chairmen of the Boards of Commissioners, boards of bodies and authorities, and heads of official universities and those of their rank or salary.
  - Donate 10 percent of the monthly salary of the second group of the higher category and those of their rank, members of the boards of any authority, the executive directors of any public official institution or public institution, general managers of government-owned companies or a government contributions management company, and faculty members in public universities.
  - Donate 10 percent of the monthly salary to all employees working under comprehensive contracts for all bonuses whose monthly salaries exceed JD 2000.
- Halting several allowances and overtime bonuses for all employees covered by holiday announcements while working in the Defense Law, whose total salaries exceed JD 1300.
  - Halting the allowances and the mobility allowance of government representatives on the boards of directors of companies to which they contribute or the company of government contributions management and its subsidiaries.
  - Halting the thirteenth, fourteenth and fifteenth salaries in companies that are wholly owned by the government and the company of government contributions management and companies that have a percentage of 50 percent ownership by the government or the government contributions management company.

- Halting the monthly transportation allowances stipulated in the transportation system for all employees working in government ministries and departments or any council, authority, institution or public body affiliated with the government or in companies wholly owned by the government.
- Stopping the payment of monthly gasoline allocations for the vehicles of employees who use government vehicles.
- Withholding what you forgot 50 percent of the financial dues for users on the account of purchasing services or on the account of the reward or at the expense of any other items covered by holiday announcements while working in the Defense Law who do not receive pensions, and stopping the payment of dues for those who receive pensions.
- Halting appointments in all ministries, government departments, public official institutions, public institutions, authorities, authorities, and companies owned by the government, the Greater Amman Municipality and municipalities until the end of the year 2020.

#### ◆ March

- The Energy and Minerals Regulatory Commission decided to maintain fuel price bands item at 10 fils, starting in March 2020, while continuing to exempt families consuming less than 300 kilowatts per month.

#### ◆ February

- The Energy and Minerals Regulatory Commission decided to maintain fuel price bands item at 10 fils, starting in February 2020, while continuing to exempt families consuming less than 300 kilowatts per month.

## ◆ January

- The Energy and Minerals Regulatory Commission decided to maintain fuel price bands item at 10 fils, starting in January 2019, while continuing to exempt families consuming less than 300 kilowatts per month.
- The Cabinet decided to approve the revised instructions for the cost-of-living instructions for retirees for the year 2020, as follows:
  - Distracted to the military retired person shall from the rank of Lieutenant-Colonel and without an increase over his total pension by an amounts ranging from JD 25 to JD 30.
  - Distracted to the heirs of military retirees who retired or deceased on their job after 1/6/2010, by JD 20 distributed equally between heirs.
  - Distracted to the civil retired shall be paid an additional minimum of JD 10, and his retire must not be less than JD 300 on 1/1/2020.
  - This allowance is not paid to military retirees working in the government or in any council, authority, public institution, government-owned company, municipality, endowment department, or any other agency affiliated with it, nor are retired employees who are subsidiaries working in government agencies and official institutions.
- Based on the Cabinet decision in July 2018, concerning raising the special tax on hybrid vehicles annually by, the rate was raised by 5 percentage points to become 40 percent, starting from 1/1/2020 until 31/12/2020.
- The Cabinet decided to approve the revised instructions for the cost-of-living instructions for retirees for the year 1981, as follows:

- Paying a bonus of no more than JD 100, a monthly subsidy, for each retired non-blind military needing someone who helps him to exercise his daily life, with a certificate from the Supreme Military Medical Committee.
- Paying a bonus of no more than JD 220, a monthly subsidy, for each retired blind military who needs someone to help him in his daily life, with a certificate from the Supreme Military Medical Committee.
- The Cabinet decided to lower the general sales tax on 54 commodities to 2 percent, down from 4 percent, and lower the general sales tax on 22 commodities to 5 percent, down from 10 percent.

#### □ Grants, Loans and Other Agreements for 2020

##### ◆ December

- Signing an agreement on a group of soft loans provided by the European Investment Bank, in the amount of EUR 260 million, with the aim of securing financing for priority Jordanian water projects to support the Jordanian government's objectives within the framework of the Jordanian Water Strategy (2016-2025).

##### ◆ November

- Signing two grant agreements, in the amount of EUR 77.5 million, provided by the German government, as follows:
  - An emergency grant in the amount EUR 50 million to contribute to supporting social protection and preventing poverty resulting from the Corona pandemic.
  - A grant in the amount EUR 27.5 million to finance the teachers' salaries project to support the acceleration of Syrian refugee children's access to formal education for the 2020/2021 academic year, which is one of the projects of the Jordanian response plan to the Syrian crisis.
- Signing a minutes of meeting, with the German government, including development assistance (grants, technical aid and soft

loans) in the amount of EUR 394.3 million, to finance priority development projects in the education, water, sanitation, renewable energy, vocational training, technical education and environment sectors, in addition to projects within the Jordan Response Plan for the Syrian crisis (JRP) and other programs to respond to challenges resulting from the COVID-19 pandemic.

#### ◆ September

- Signing a agreement and memorandum of the third soft loan understanding from the European Union (Macro-Financial Assistance) in the amount of EUR 700 million, to cover the urgent financial needs resulting from the repercussions of the COVID-19 epidemic by providing direct support to the treasury.

#### ◆ August

- Signing a soft loan agreement with the Arab Fund for Economic and Social Development (AFESD) in the amount of KWD 30 million (USD 100 million), to finance and support government programs to face the repercussions of the COVID-19 spread on the private sector.
- Signing Four agreement with the German Development Bank (KfW), as follow:
  - Additional European Union grant in the amount of EUR 6 million, provided by the Madad Fund to finance the second phase of an ongoing school construction programme.
  - Three additional financing agreements to water sector in the amount of EUR 2.2 million, includes grant for feasibility studies and a training component in the water sector.
- Signing a grant agreement provided by the World Bank in the amount of USD 8.8 million, to support Jordanian municipalities affected by the influx of Syrian refugees to scale-up their delivery of services and employment opportunities to Jordanians and Syrians. The grant will also contribute to offset the adverse impact of the COVID-19 pandemic on the delivery of municipal services in Jordan.

## ◆ July

- Signing a grant agreement with the United States Agency for International Development (USAID) and the British International Development Agency (DFID) in the amount of USD 26 million, to support Jordanian families who were severely affected by the economic pressures resulting from the COVID-19 pandemic, through the National Aid Fund.
- Signing a grant agreement of with the Germany government in the amount of EUR 34 million, to fund the third and the forth phases of the School Construction Program aims at upgrading the quality of primary education in Jordan.
- Signing a grant agreement of with the Japan government in the amount of Yen 400 million (USD 3.7 million), to support providing medical equipment, the public health system and strengthen the healthcare sector and fighting COVID-19, said Rabadi at a press conference.

## ◆ May

- Signing the delivery and receipt certificate for the Chinese government to provide a consignment of preventive medical supplies for COVID-19 virus response of USD 0.75 million.
- Signing an additional grant agreement with the European Investment Bank in the amount of EUR 2.0 million, to support the Jordan Valley Water Resources Project. The grant is in the form of technical assistance from the bank's Economic Resilience Initiative (ERI).
- Signing a grant agreement with the King Abdullah bin Abdulaziz Islamic Relief Program, which is administered by the Islamic Development Bank, in the amount of USD 0.5 million, to provide medical supplies and equipment to the Ministry of Health as a COVID-19 virus response, by purchasing 12 artificial respirators and 50 beds for intensive care.

- Signing three development assistance agreements with the United States in the amount of USD 340.3 million. Within the framework of the US economic aid program to support Jordan in 2019.

◆ **May**

- Signing a grant agreement with the International Finance Corporation (IFC) worth USD 2.0 million to help promoting partnership projects between public and private sectors in the Kingdom in several sectors, such as transportation, water services, education, health care, and tourism.
- Signing a soft financing agreement with the Bank for Reconstruction and Development in the amount of USD 200 million to support the youth, technology and work project.

◆ **March**

- Signing a grant agreement with the United Nations High Commissioner for Refugees (UNHCR) in the amount of USD 2.48 million to support ministries and government institutions with providing services to Jordanian citizens and Syrian refugees, and to assist the government response to the COVID-19 pandemic.



#### Fourth: External Sector

##### □ Summary

- **Total merchandize exports** (domestic exports *plus* re-exports) decreased by 8.3 percent in September 2020, compared to the same month of 2019 to reach JD 523.0 million. As for the first three quarters of 2020, total merchandize exports decreased by 5.5 percent compared to the same period of 2019 to reach JD 4,153.9 million.
- **Merchandize imports** decreased by 1.9 percent in September 2020, compared to the same month of 2019 to reach JD 1,139.3 million. As for the first three quarters of 2020, Merchandize imports decreased by 13.8 percent compared to the same period of 2019 to reach JD 8,846.8 million.
- **Consequently**, the trade balance deficit (total exports minus imports) increased by 4.4 percent in September 2020 compared to the same month of 2019; standing at JD 616.3 million. As for the first three quarters of 2020, the trade balance deficit decreased by 20.0 percent, compared to the same period of 2019 to reach JD 4,692.9 million.
- **Travel receipts** decreased by 73.9 percent during the first ten months of 2020, to register JD 904.2 million, compared to the same period of 2019. While, travel payments decreased by 73.8 percent during the first ten months of 2020, to register JD 235.1 million, compared to the same period of 2019.
- **Total workers' remittances receipts** decreased by 6.1 percent in October 2020 compared to the same month of 2019 to reach JD 208.5 million. As for the first ten months of 2020, total workers' remittances decreased by 9.3 percent, compared to the same period of 2019 to reach JD 1,981.4 million.
- **The current account of the balance of payments** (including grants) registered a deficit amounted to JD 1,191.2 million (8.1 percent of GDP) during the first half of 2020 compared to a deficit of JD 967.7 million (6.6 percent of GDP) during the same half of 2019. Meanwhile, the current account deficit excluding grants increased to reach 8.8 percent of GDP during the first half of 2020, compared with 7.8 percent of GDP during the same half of 2019.

- **Net direct investment** recorded a net inflow of JD 308.1 million during the first half of 2020, compared to a net inflow of JD 303.9 million during the first half of 2019.
- **International investment position (IIP)** displayed a net obligation to abroad of JD 33,290.5 million at the end of the second quarter of 2020, compared to JD 32,522.0 million at the end of 2019.

#### □ External Trade

- As a result of the decrease in domestic exports by JD 27.5 million and the decrease in imports by JD 1,412.1 million during the first three quarters of 2020, the volume of external trade (domestic exports *plus* imports) decreased by JD 1,439.6 million to stand at JD 12,546.7 million compared to the same period of 2019.

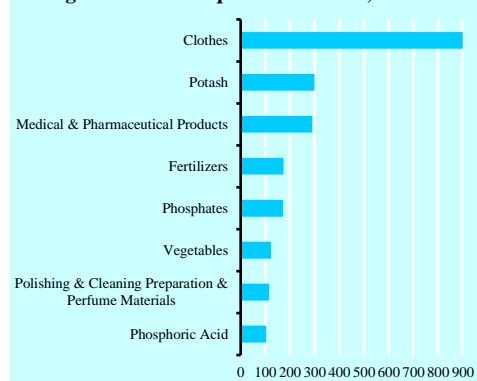
Jordan's Major Trading Partners				Main External Trade Indicators				
JD Million				JD Million				
January- September				January- September				
	2019	2020	Percentage Change		2019	Percentage Change (%)	2020	Percentage Change (%)
Exports				External Trade	13,986.3	-0.7	12,546.7	-10.3
USA	1,049.0	932.0	-11.2					
Saudi Arabia	416.1	432.1	3.8	Total Exports	4,396.1	9.1	4,153.9	-5.5
India	348.5	362.8	4.1					
Iraq	304.4	325.2	6.8	Domestic Exports	3,727.4	9.0	3,699.9	-0.7
UAE	135.3	132.4	-2.1					
Kuwait	166.3	122.6	-26.3	Re-exports	668.7	9.3	454.0	-32.1
China	107.6	90.0	-16.4					
Imports				Imports	10,258.9	-3.8	8,846.8	-13.8
China	1,650.2	1,403.4	-15.0					
Saudi Arabia	1,780.9	1,126.7	-36.7	Trade Balance	-5,862.7	-11.6	-4,692.9	-20.0
USA	903.8	701.1	-22.4					
Germany	463.0	363.8	-21.4	Source: Department of Statistics.				
UAE	277.2	332.3	19.9					
Egypt	392.8	302.1	-23.1					
Turkey	283.0	278.4	-1.6					
Source: Department of Statistics.								

### ■ Merchandize Exports:

Total merchandize exports decreased by 5.5 percent during the first three quarters of 2020, to reach JD 4,153.9 million. This decrease was a result of a decrease in domestic

exports by JD 27.5 million, or 0.7 percent to reach JD 3,699.9 million and a decrease in re-exports by JD 214.7 million, or 32.1 percent to reach JD 454.0 million.

**Major Exports by Commodity**  
During the first three quarters of 2020, JD Million



### ◆ The developments of domestic exports during the first three quarters of 2020 compared with the same period of 2019 reveals the following:

- Exports of **clothes** decreased by JD 151.4 million or 14.4 percent to reach JD 899.4 million. It is worth noting that the USA market accounted for 88.7 percent of these exports.
- Exports of **Phosphates** decreased by JD 28.9 million or 14.3 percent, to stand at JD 172.9 million. It is worth noting that India and Indonesia accounted for 90.7 percent these exports.
- Exports of **Potash** decreased by JD 21.2 million, or 6.6 percent, to stand at JD 299.1 million. The markets of China, India and Malaysia accounted for 60.5 percent of these exports.

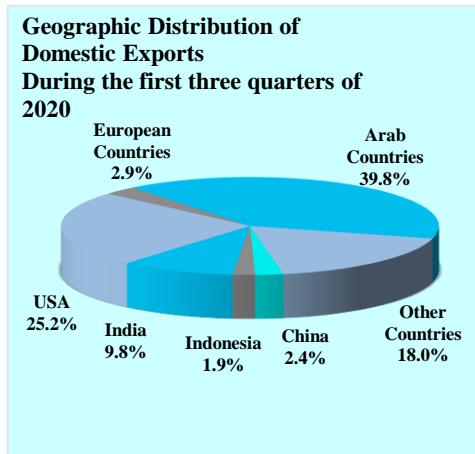
- Exports of “**Vegetables**” decreased by JD 18.4 million, or 13.1 percent, to reach JD 122.5 million. The markets of Saudi Arabia, Kuwait, the UAE and Bahrain accounted for 71.7 percent of these exports.
- Exports of “**Medical & Pharmaceutical Products**” decreased by JD 14.4 million, or 4.7 percent, to reach JD 290.1 million. Saudi Arabia, Iraq, the USA and Algeria were the main destination markets; accounting for 63.8 percent of these exports.
- Exports of **Fertilizers** increased by JD 42.0 million or 31.8 percent to stand at JD 174.0 million. India, Bangladesh and Turkey were the main destination markets for these exports, accounting for 71.5 percent.

**Major Domestic Exports by Commodity, JD Million**  
**January - September, 2019-2020**

	2019	2020	Percentage Change
<b>Domestic Exports</b>	<b>3,727.4</b>	<b>3,699.9</b>	<b>-0.7</b>
<b>Clothes</b>	<b>1,050.8</b>	<b>899.4</b>	<b>-14.4</b>
USA	948.2	797.4	-15.9
<b>Potash</b>	<b>320.3</b>	<b>299.1</b>	<b>-6.6</b>
China	100.9	79.9	-20.8
India	78.3	74.6	-4.7
Malaysia	17.4	26.4	51.7
<b>Medical &amp; Pharmaceutical Products</b>	<b>304.5</b>	<b>290.1</b>	<b>-4.7</b>
Saudi Arabia	82.5	66.6	-19.3
Iraq	54.3	49.6	-8.7
USA	22.4	37.5	67.4
Algeria	28.1	31.5	12.1
<b>Fertilizers</b>	<b>132.0</b>	<b>174.0</b>	<b>31.8</b>
India	71.4	88.3	23.7
Bangladesh	0.0	20.6	-
Spain	8.8	15.5	76.1
<b>Phosphates</b>	<b>201.8</b>	<b>172.9</b>	<b>-14.3</b>
India	124.5	107.5	-13.7
Indonesia	51.8	49.3	-4.8
<b>Vegetables</b>	<b>140.9</b>	<b>122.5</b>	<b>-13.1</b>
Saudi Arabia	41.5	33.6	-19.0
Kuwait	30.4	27.1	-10.9
UAE	19.7	14.7	-25.4
Bahrain	15.3	12.4	-19.0
<b>Polishing &amp; Cleaning Preparation &amp; Perfume Materials</b>	<b>94.2</b>	<b>115.4</b>	<b>22.5</b>
Iraq	52.1	65.5	25.7
Saudi Arabia	19.4	20.2	4.1
<b>Phosphoric Acid</b>	<b>91.3</b>	<b>103.9</b>	<b>13.8</b>
India	62.4	84.6	35.6
Bangladesh	5.3	7.9	49.1

Source: Department of Statistics.

- Consequently, the commodity breakdown of domestic exports indicates that exports of Clothes, Potash, “Medical & Pharmaceutical Products”,

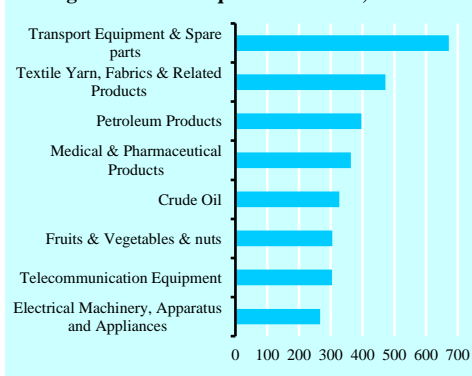


Fertilizers, Phosphates, Vegetables, “Polishing & Cleaning Preparation & Perfume Materials” and “Phosphoric Acid”, topped the list of domestic exports during the first three quarters of 2020; accounting for 58.8 percent, compared with 62.7 percent during the same period of 2019. Meanwhile, the geographical distribution of domestic exports indicates that the USA, Saudi Arabia, India, Iraq, the UAE, Kuwait and China were the main destination markets during the first three quarters of 2020; accounting for 64.8 percent, compared with 67.8 percent during the same period of 2019.

### ■ Merchandize Imports:

Merchandize imports decreased by 13.8 percent to reach JD 8,846.8 million during the first three quarters of 2020, compared to a decrease by 3.8 percent during the same period of 2019.

**Major Imports by Commodity**  
During the first three quarters of 2020, JD Million



### ◆ The developments of imports during the first three quarters of 2020 compared with the same period of 2019 reveals the following:

- **Petroleum Products** imports decreased by JD 372.0 million or 48.4 percent to stand at JD 396.4 million. Saudi Arabia and the UAE were the main markets, accounting for 79.3 percent of these imports.
- **Crude oil** imports decreased by JD 285.3 million, or 46.6 percent, to reach JD 327.0 million. Saudi Arabia and Iraq were the main origin markets accounting for 100.0 percent of these imports.
- **Electrical Machinery, Apparatus and Appliances** imports decreased by JD 163.0 million or 37.9 percent to reach JD 266.6 million. China, Italy and the USA were the main markets accounting for 46.7 percent of these imports.

- **Transport Equipment & Spare Parts** imports decreased by JD 134.7 million or 16.7 percent to reach JD 672.1 million. South Korea, the USA, Japan and Germany were the main origin markets, accounting for 64.8 percent of these imports.
- **Textile Yarn, Fabrics and Related Products** imports decreased by JD 84.3 million or 15.1 percent to reach JD 472.4 million. China, Taiwan and Turkey were the main markets, accounting for 74.5 percent of these imports.
- **Medical & Pharmaceutical Products** imports increased by JD 54.7 million or 17.7 percent to reach JD 363.4 million. Germany, the USA and France were the main origin markets accounting for 32.3 percent of these imports.

## Major Imports by Commodity, JD Million

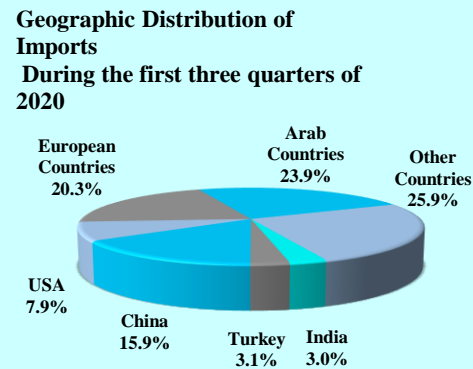
January – September, 2019-2020

	2019	2020	Percentage Change
<b>Total Imports</b>	<b>10,258.9</b>	<b>8,846.8</b>	<b>-13.8</b>
<b>Transport Equipment &amp; Spare Parts</b>	<b>806.8</b>	<b>672.1</b>	<b>-16.7</b>
South Korea	109.5	124.8	14.0
USA	180.7	114.0	-36.9
Japan	121.7	108.3	-11.0
Germany	116.7	88.3	-24.3
<b>Textile Yarn, Fabrics and Related Products</b>	<b>556.7</b>	<b>472.4</b>	<b>-15.1</b>
China	265.2	220.6	-16.8
Taiwan	126.3	91.7	-27.4
Turkey	37.6	39.5	5.1
<b>Petroleum Products</b>	<b>768.4</b>	<b>396.4</b>	<b>-48.4</b>
Saudi Arabia	431.0	271.9	-36.9
UAE	4.5	42.5	844.4
<b>Medical &amp; Pharmaceutical Products</b>	<b>308.7</b>	<b>363.4</b>	<b>17.7</b>
Germany	44.9	50.9	13.4
USA	31.9	40.0	25.4
France	26.3	26.3	0.0
<b>Crude Oil</b>	<b>612.3</b>	<b>327.0</b>	<b>-46.6</b>
Saudi Arabia	604.9	294.9	-51.2
Iraq	7.5	32.1	328.0
<b>Fruits &amp; vegetables and nuts</b>	<b>271.3</b>	<b>305.4</b>	<b>12.6</b>
Egypt	46.6	54.5	17.0
USA	39.0	41.4	6.2
Saudi Arabia	24.7	20.0	-19.0
<b>Telecommunication equipment</b>	<b>318.2</b>	<b>304.3</b>	<b>-4.4</b>
China	177.5	227.7	28.3
Vietnam	81.1	38.7	-52.3
India	29.0	10.1	-65.2
<b>Electrical Machinery, Apparatus and Appliances</b>	<b>429.6</b>	<b>266.6</b>	<b>-37.9</b>
China	211.9	95.2	-55.1
Italy	35.4	15.6	-55.9
USA	12.1	13.7	13.2

Source: Department of Statistics.

- Consequently, the commodity composition of imports indicates that “Transport Equipment and Spare Part”, “Textile Yarn, Fabrics and Related Products”, Petroleum Products, “Medical & Pharmaceutical Products”, Crude Oil, Vegetables and fruits and nuts”, “Telecommunication

equipment” and “Electrical Machinery, Apparatus and Appliances” topped the list of imports during the first three quarters of 2020, accounting for 35.1 percent, compared with 39.7 percent during the same period of 2019. Meanwhile, the geographical distribution of imports indicates that China, Saudi Arabia, the USA, Germany, the UAE, Egypt and Turkey, were the main source markets during the first three quarters of 2020; accounting for 51.0 percent of imports, compared to 56.1 percent during the same period of 2019.



### ■ Re-Exports

The value of re-exported goods in September 2020 decreased by JD 24.1 million, or 30.4 percent, compared to the same month of 2019, to stand at JD 55.2 million. As for the first three quarters of 2020, re-exports decreased by JD 214.7 million, or 32.1 percent compared to the same period of 2019 to reach JD 454.0 million.

### ■ Trade Balance

The trade balance deficit increased by JD 26.0 million, or 4.4 percent in September 2020 compared to the same month of 2019, to reach JD 616.3 million. As for the first three quarters of 2020, the trade balance deficit decreased by JD 1,169.9 million, or 20.0 percent compared to the same period of 2019, to reach JD 4,692.9 million.



### □ **Total Workers' Remittances Receipts**

Total workers' remittances receipts decreased by 6.1 percent in October 2020 compared to the same month of 2019, to register JD 208.5 million. As for the first ten months of 2020, total workers' remittances decreased by JD 203.1 million or 9.3 percent, to register JD 1,981.4 million, compared to the same period of 2019.

### □ **Travel**

#### ■ **Receipts**

Travel receipts decreased by 73.9 percent during the first ten months of 2020, to register JD 904.2 million, compared to the same period of 2019.

#### ■ **Payments**

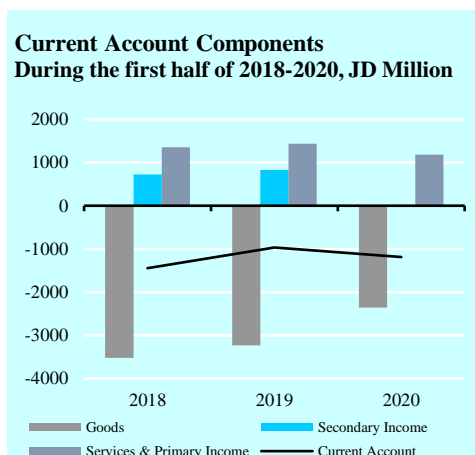
Travel payments decreased by 73.8 percent during the first ten months of 2020, to register JD 235.1 million, compared to the same period of 2019.

### □ **Balance of Payments**

The preliminary data for the balance of payments during the first half of 2020 reveals the following:

- The current account recorded a deficit of JD 1,191.2 million (8.1 percent of GDP) compared to a deficit of JD 967.7 million (6.6 percent of GDP) during the same half of 2019. Meanwhile, the current account deficit (excluding grants) increased to reach JD 1,287.7 million (8.8 percent of GDP) compared to JD 1,145.4 million (7.8 percent of GDP) during the same half of 2019. This was an outcome of the following developments:

- ◆ A decrease in the goods account deficit by JD 874.7 million, or 27.1 percent, to reach JD 2,355.5 million compared to JD 3,230.2 million during the same half of 2019.



- ◆ A decrease in the services account surplus by JD 833.6 million, to reach JD 49.2 million compared to the same half of 2019.
- ◆ An increase in the primary income account deficit by JD 11.0 million, to reach JD 63.8 million compared to a deficit of JD 52.8 million during the same half of 2019. This was mainly due to increase in deficit of the investment income (net) to reach JD 163.3 million compared to deficit of JD 161.1 million, and a downward of surplus of “compensation of employees (net)” by JD 8.8 million to reach JD 99.5 million.
- ◆ A decrease in the secondary income surplus by JD 253.6 million to reach JD 1,178.9 million compared to a surplus of JD 1,432.5 million the same half of 2019, this was an outcome of the decrease in net transfers of the public sector (foreign grants) by JD 81.2 million to reach JD 96.5 million, and the decrease in the net surplus of other sectors transfers (net) by JD 172.4 million to reach JD 1,082.4 million.

- As for the capital and financial transactions during the first half of 2020, the capital account registered a net inflow of JD 27.0 million compared to a net inflow of JD 6.0 million during the same half of 2019. Meanwhile, the financial account registered a net inflow of JD 1,584.4 million during the first half of 2020 compared to a net inflow of JD 1,222.5 million during the same half of 2019, this could be attributed to the following:
  - ◆ Direct investment recorded a net inflow of JD 308.1 million compared to a net inflow of JD 303.9 million.
  - ◆ Portfolio investment recorded a net outflow of JD 20.0 million compared to a net outflow of JD 738.2 million.
  - ◆ Other investment registered a net inflow of JD 1,006.6 million compared to a net inflow of JD 1,587.4 million.
  - ◆ A decrease in the reserve assets of the CBJ by JD 289.7 million, compared to a decrease of JD 69.4 million.

#### □ International Investment Position (IIP)

The IIP, which represents the Kingdom's net position (stock) of external financial assets and liabilities, displayed an obligation to abroad of JD 33,290.5 million at the end of the second quarter of 2020 compared to JD 32,522.0 million at the end of 2019. This was due to the following developments:

- A decrease in the position of external assets (the stock of claims, obligations and financial assets) for all economic sectors (residing) in the Kingdom by JD 275.8 million at the end of the second quarter of 2020 to reach JD 18,241.9 million. This was mainly due to decrease in the currency and deposits of the licensed banks abroad by JD 226.4 million.

- An increase in the position of external liabilities (the stock of claims, obligations and financial assets) on all economic sectors residing in the Kingdom by JD 492.7 million at the end of the second quarter of 2020 to reach JD 51,532.3 million, this was due to the following developments:
  - ◆ An increase in the stock of direct investment in the kingdom by JD 434.5 million or 1.7 percent, to stand at JD 25,824.2 million.
  - ◆ An increase in the deposits of non-residents at the banking sector by JD 298.4 million or 3.2 percent to stand at JD 9,559.5 million (increase by JD 432.1 million for the licensed banks and decrease by JD 133.7 million for the CBJ).
  - ◆ An increase in the balance of the international monetary fund credit facilities by JD 279.3 million or 77.9 percent, to reach JD 637.8 million.
  - ◆ An increase of banks short- term loans by JD 121.1 million or 58.0 percent, to stand at JD 329.9 million.
  - ◆ An increase of government long term loans by JD 96.7 million or 1.8 percent, to stand at JD 5,347.9 million.
  - ◆ A decrease in the stock of portfolio investment in the kingdom by JD 693.2 million or 9.7 percent, to stand at JD 6,468.7 million.
  - ◆ A decrease of trade credits to residents in the kingdom by JD 164.3million or 20.7 percent, to stand at JD 630.9 million.